

## KM-C3232

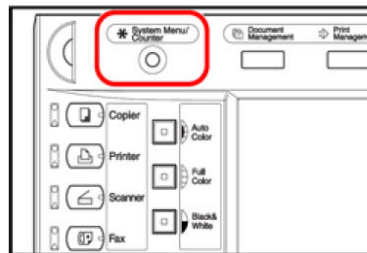


The KM-C2520, KM-C3225 and KM-C3232 Copiers use an **electronic counter** to record the copy counts. This can be read off the LCD display or printed out in a report.


Use the following steps to check the electronic copy count or print the report.

**Note: you need to report the totals for Monochrome, Mono Colour and Full Colour.**


**STEP 1** Press the **System Menu / Counter** button on the Operator Panel. The default screen will appear on the display



**STEP 2** Press the **Check the Counter** button on the touch display. The total number of copies will be displayed.



**STEP 3** To print the Counter Report press the **PRINT REPORT** key on the display.



**STEP 4** Press the **CLOSE** key on the touch screen to return to normal COPY mode.

